
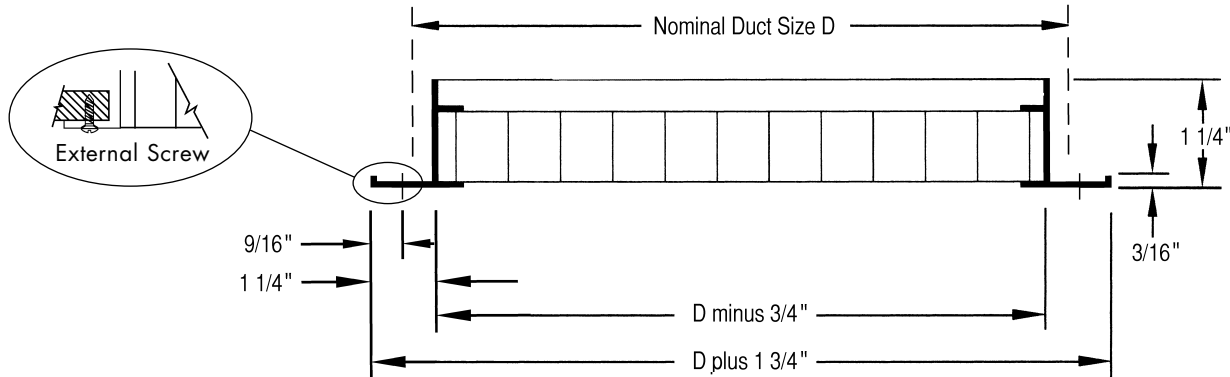


## Egg Crate Return Grille Aluminum Grid • Aluminum Border

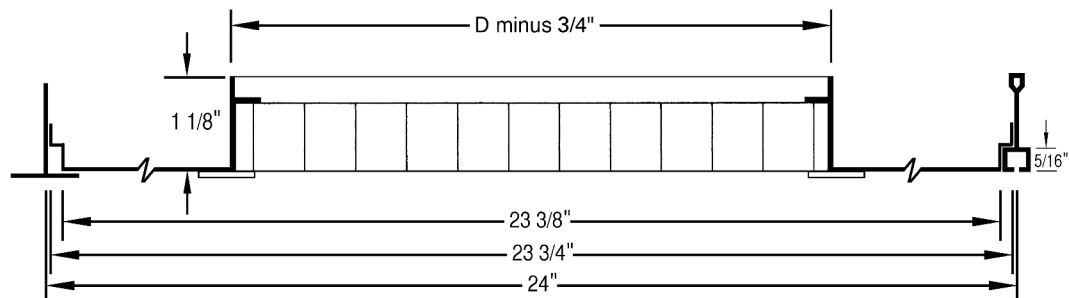
Model: EC • 1/2" x 1/2" x 1/2" Core



- Type 1A (Surface Mount)
- Type 1A NSH (Lay-in, Aluminum, no screw holes)

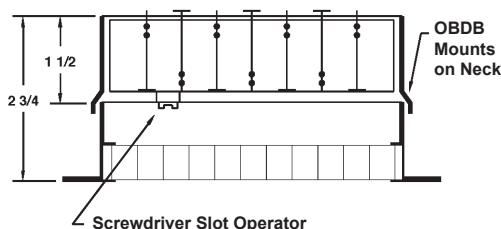


- Type 3AS (Lay-in, Aluminum with Steel panel)
- Type 3AA (Lay-in, all Aluminum)

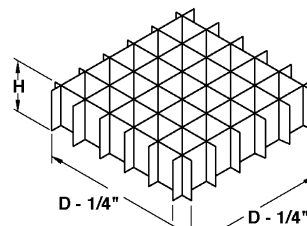


*Universal Frame design fits Standard and Narrow-Tee Grids*

- Accessory OBDB (Opposed Blade Damper)**  
Note: Damper ships separately for field attachment



- Type XA (Core only-Aluminum)
- Type XP (Core only-Polystyrene)



Available sizes:  
• 24" x 24"  
• 48" x 24"

### EC Features

- 1/2" x 1/2" x 1/2" core
- 90% free area
- Types 1A and 3AA are MRI compatible
- White powder coated epoxy finish

### Dimensions

Vertical dimensions are plus or minus 1/4" and horizontal dimensions are plus or minus 1/16"