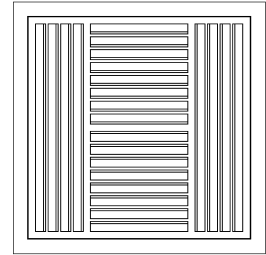


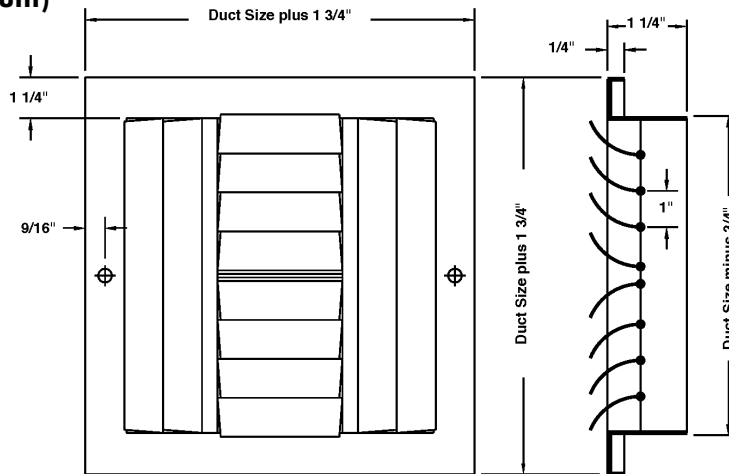
## Curved Blade Ceiling & Sidewall Diffuser

### Steel • Adjustable

Model: CB • Multi-Use • 1, 2, 3 or 4-Way Discharge Pattern

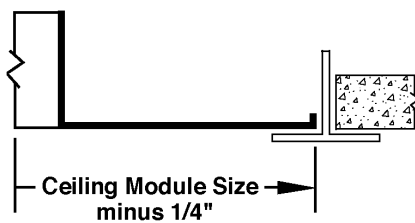


**Type 5 (Surface Mount)**



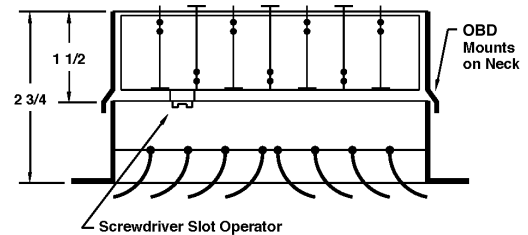
All dimensions are plus or minus 1/16"

**Type 3 (Lay-In, Panel Mounted)**



**Accessory OBD (Opposed Blade Dampers)**

Note: Ships separately for field attachment



**Features:**

- Square neck
- Adjustable curved blades in a fixed 1, 2, 3 or 4-way discharge pattern
- Louvers are individually adjustable from the face of the diffuser. The louvers regulate the air volume as well as the angle of discharge
- Designed for high side wall, low side wall, and ceiling installations
- Type 5 frame with screw holes
- White powder coated epoxy finish

**Available Blow Patterns**

(as listed in price pages)

