
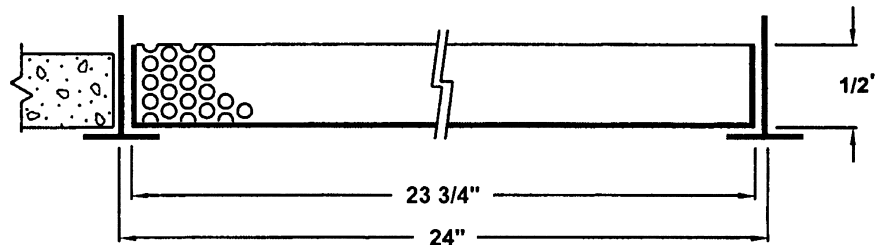


Perforated Return/Exhaust Steel • Non-Ducted

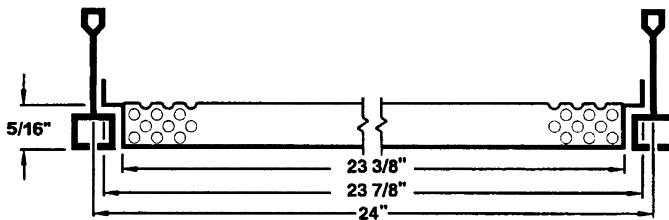
Model: APX • Return / Exhaust



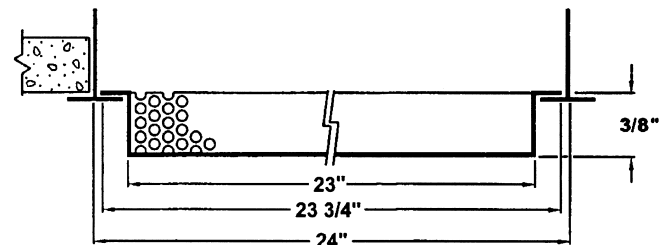
Type 3F (Flush, Lay-In)



Type 3N (Narrow-Tee/Donn Fineline)



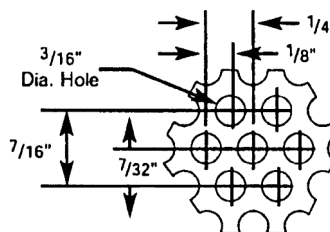
Type 3D (Tegular, Lay-In)



Features:

- Perforated panels match APC/APM diffusers after installation
- Installed by laying between T-bars
- Perforated face has $\frac{3}{16}$ " diameter holes on $\frac{1}{4}$ " staggered centers
- White powder coated epoxy finish

Perf Detail



Dimensions

All dimensions are plus or minus $\frac{1}{16}$ "

Available Duct Sizes (D)

Type 3F:

- 24" x 12"
- 24" x 24"
- 48" x 24"

Type 3N & 3D:

- 24" x 12"
- 24" x 24"