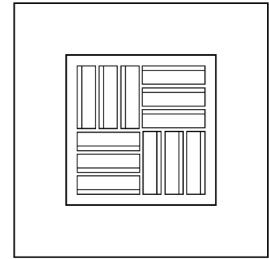
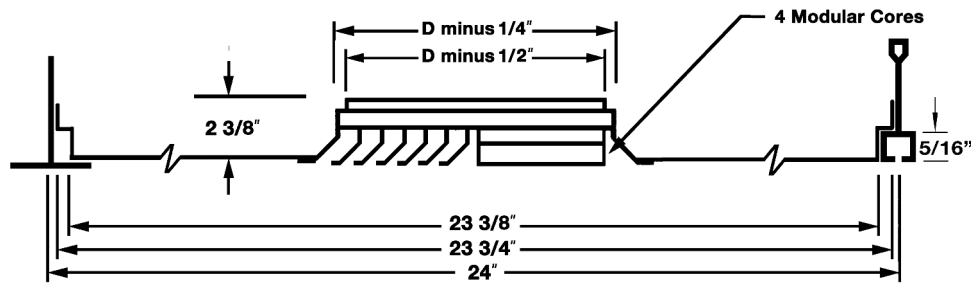


## Modular Ceiling Diffuser Steel • Removable Core • MAC Series

Model: AM • Supply • Convertible Discharge Pattern

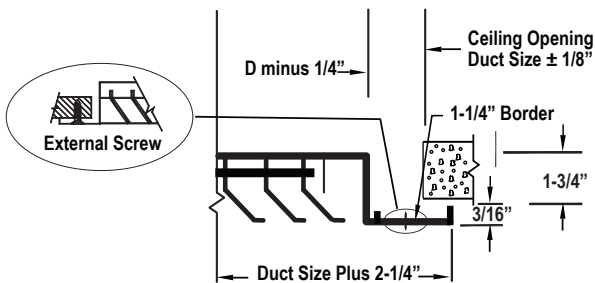


**Type 3 (Lay-In)**

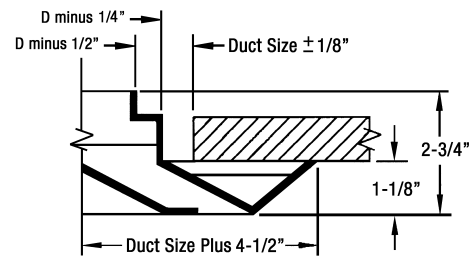


Universal Frame design fits Standard and Narrow-Tee Grids

**Type 5 (Surface Mount, Flat Frame)**



**Type 6 (Surface Mount, Beveled Frame)**



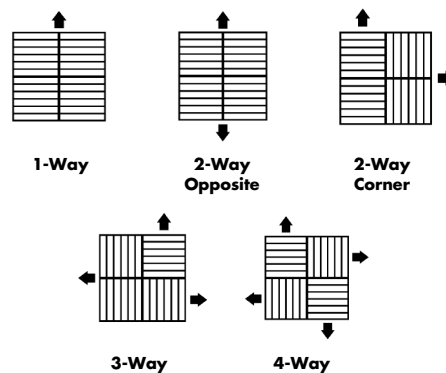
**Features:**

- Classic modular core diffuser developed and introduced by ADP in 1960
- Removable cores are spring loaded for easy blow pattern arrangement
- White powder coated epoxy finish

**Types 5 & 6:**

- Extruded aluminum frame
- Ceiling opening same as duct size

**Modular Core Adjustments**



Model AM is shipped with modular cores set for a 4-Way throw.

**Available Duct Sizes (D)**

**Type 3:**  
6" x 6" to 22" x 22"  
(in 2" increments)

**Types 5 & 6:**  
6" x 6" to 24" x 24"  
(in 2" increments)

**Dimensions**

All dimensions are plus or minus 1/16"